



Research Methods in Psychology

Instructor:
John Pugliese, Ph.D.

PSY 3010 — Section 01 — CRN 22949

Spring 2015

Contact Information

Phone: (435) 879-4634
e-mail: pugliese@dixie.edu

Office: 211 McDonald

Office Hours:
MTWRF — 3 pm to 5 pm,
or by appointment

Required Textbook

Morling, B. (2014). *Research Methods in Psychology (2nd Edition)*, Norton Publishing

Recommended Text


Publication Manual of the American Psychological Association, (6th Ed.), American Psychological Association.

Important Dates

Classwork Starts	12 Jan
Last Day to add without a signature	16 Jan
Drop/Audit Fee Begins (\$10 per class)	22 Jan
\$50 Late Registration/Payment Fee	27 Jan
Last day for a refund, Pell Grant census, Last day to drop without receiving a "W" grade	2 Feb
Courses dropped for nonpayment	4 Feb
Last day to Add/Audit	6 Feb
Graduation application deadline for Summer 2015	2 Mar
Last day to DROP classes	6 Mar
Last day for complete withdrawal	10 Apr
Graduation application deadline for Fall 2015	1 Apr
Classwork ends	29 Apr
Final Exam (5:00pm to 7:00pm)	5 May

Course Description

Required of Psychology majors. An introduction to the research process; deductive and inductive reasoning in science, the nature of theory, hypothesis testing and the use of empirical data; scientific knowledge and its applications. Naturalistic, case study, correlation, and experimental research methods in Psychology will be examined. Combined lecture / lab. 4 credits.



Location: McDonald Center 111

Lecture/Lab: TWR @ 5:15 PM to 6:40 PM

Prerequisites: Prerequisites: PSY 2000; AND PSY 3000; AND Psychology Major, or Integrated Studies Emphasis in Psychology major, or instructor permission.

Course Fees: None

Succeeding in this Course


This course will move quickly and cover lots of material. Therefore, it is extremely important that you come to class and be an active participant!

The lab portion of this course will consist of discussions and activities to facilitate the understanding of concepts discussed in lecture; use of library resources and computers; collaborating with others regarding research ideas; collecting and analyzing data; and, finally, presenting your research findings to

others. It is extremely important that you attend on both lecture and lab days, and you also be an active participant.

Attendance. There is no attendance policy for this course, other than for administrative purposes. However, absences may result in lost learning opportunities which may impact your final grade. If you are absent, please see your classmates for notes, announcements, and assignments.






William James

"Education survives when what has been learnt has been forgotten."

- B.F. Skinner



Sigmund Freud

Social Science Program Objectives

As an outcome of taking courses in the Social Science program, students shall:

1. Demonstrate the ability to examine human behaviors in a structured and organized way as a means of understanding the human condition. Measured by examination and/or oral and written reports.
2. Demonstrate the ability to recognize the ideas, people and events that are generally thought to be important by social scientists. Measured by examination and/or oral or written reports.
3. Develop a perceptual frame of reference based on social scientific knowledge. Measured by the presence of an attitudinal frame of reference which would be expressed in written or oral activities.
4. Exhibit concepts of critical thinking and scientific methodology in examining human behavior. Measured by the presence of an attitudinal frame of reference which would be displayed in written or oral activities.

Course Objectives

The primary objective of this course is for students to demonstrate and integrate their knowledge and skills in psychological research methods. By the end of this course, students should be able to:

1. Define terminology and explain concepts fundamental to research design and methodology.
2. Apply skills in using library resources for reviewing psychological literature.
3. Understand and critically evaluate research articles
4. Perform statistical analyses utilizing SAS and interpreting the results.
5. Conduct research and complete written reports of research in appropriate APA style.
6. Explain to others the details of research studies through presentation.

Academic Integrity

Dixie State University is committed to the highest standard of academic integrity. Dishonest conduct is unacceptable. Students must take all exams independently (without the help of others, except for appropriate disability services). No notes or

books are to be used when taking exams. Academic dishonesty, including cheating and/or plagiarism, may result in immediate dismissal from the course and a failing grade.

In order to complete this course you must sign the SBS Dept. Academic Integrity Policy in Canvas.

Classroom Conduct

As a university college student you are expected to conduct yourself in a professional and mature fashion. Please exhibit respect for your fellow classmates and myself, by turning off cell-phones and arriving on-time. A student who infringes on the rights of others or who in any way disturbs the orderly conduct of academic functions may be subject to probation, suspension, or dismissal. Physical or verbal abuse of any

person, theft of or damage of University property, unauthorized entry to University facilities, disruption of teaching or administration, misuse of University documents, or knowingly furnishing false information to the University is grounds for such disciplinary action.

For further information regarding student responsibilities related to academic integrity and student conduct, please refer to the following DSU policies, which can be viewed at

<http://www.dixie.edu/humanres/policy/sec5/533.html>

<http://www.dixie.edu/humanres/policy/sec3/334.html>

Students with Disabilities


Students with medical, psychological, learning or other disabilities desiring reasonable academic adjustment, accommodations, or auxiliary aids to be successful in this class will need to contact the DISABILITY RESOURCE CENTER Coordinator (Baako Wahabu) for eligibility determination. Proper documentation of impairment is required in order to

receive services or accommodations. DRC is located in the North Plaza Building. Visit or call 652-7516 to schedule appointment to discuss the process. DRC Coordinator determines eligibility for and authorizes the provision of services.



2003 Dave Coverly

“Please exhibit respect for your fellow classmates and myself, by turning off cell-phones and arriving on-time.”



Baako Wahabu

Course Requirements and Evaluation

Lab Assignments (5 pts. each)

There are several lab exercises you will complete. The assignments are due at the end of lab. No late exercises will be accepted. All are individual assignments.

Exams (50 pts. each)

Three exams will be administered during the course. Tests may include True-False, Multiple Choice format questions, as well as short answer questions. These tests will be relevant to what is covered in lecture and the text. You can contact the instructor during office hours to discuss test grading.

Paper #1 (Outline, 10 pts.; Draft, 10 pts.; Final Paper, 50 pts.)

You will be required to submit an APA style research paper using data collected in this course. **All papers MUST be uploaded to CANVAS so that they can be electronically checked for plagiarism via TurnItIn.com.** Any paper that has not been uploaded prior to the due date will receive a zero. Papers must not have more than **5% plagiarism** per TurnItIn.com. Paper should be at least 5 pages long.

Paper #2

Group Project Assignments

Six group project assignments will be given in this course. Written drafts must be in APA style. **Submit your group projects assignments to CANVAS.** Include your group name on all pages of the documents you submit. Only one copy of each assignment needs to be submitted.

Descriptions of each assignment are located on page 6 of the syllabus.

Group Research Paper (125 pts.)

Your group will be required to submit an APA style research paper using data you have collected and analyzed in this course. Include your names on the title page of the documents you submit. **All papers MUST be uploaded to CANVAS so that they can be electronically checked for plagiarism via TurnItIn.com.** Any paper that has not been uploaded prior to the due date will receive a zero. Papers must not have more than **5% plagiarism** per TurnItIn.com. Paper should be at least 15 pages long.

Group Research Presentation (30 pts.)

Your group will give a group presentation about your research paper. Aesthetic presentation, in terms of your slides, and oral presentation are included in the grade.

Peer Evaluations

For each group assignment, you are required to submit a peer evaluation. In each evaluation, you will rate your contribution and your peer's contribution to the project. Failure to submit an evaluation will result in no score for an assignment. Peer evaluations are used to adjust student scores and is based on the following formula:

$$(\text{Your Peer Eval. Pts.}) / (\text{Highest Total Peer Eval. Pts.}) * \text{Group Score} = \text{Your Score}$$




"While you are experimenting, do not remain content with the surface of things."


-Ivan Pavlov



Date	Topic/Session	Reading	Project Assignments
13-Jan	Introduction, Syllabus	Chapter 1, pp. 4-6;	
14-Jan	Scientific Reasoning	Chapter 1, pp. 8-16; Chapter 2, pp. 24-38	
15-Jan	Lab #1 - Finding Journal Articles in Library Databases		<i>Complete Online Survey for Paper #1</i>
20-Jan	Literature Reviews	Chapter 2, pp. 39-46	
21-Jan	APA Style Refresher		
22-Jan	Lab #2 - Writing Literature Reviews; Outlines		<i>Data for Paper #1</i>
27-Jan	Three Claims, The Four Validities	Chapter 3	
28-Jan	Types of Research Designs		
29-Jan	Lab #3 - Reading Journal Articles		Paper #1 Outline & References Due
3-Feb	Ethics in Research	Chapter 4	
4-Feb	Ethics in Research		
5-Feb	Lab #4 - NIH Certification		
10-Feb	Exam 1: Chapters 1-4		
11-Feb	Measurement Issues	Chapter 5	Paper #1 Draft Due
12-Feb	Lab #5 - Register for SAS & Qualtrics; Draft Peer Reviews		
17-Feb	Observational & Survey Approaches	Chapter 6	
18-Feb	Sampling	Chapter 7	
19-Feb	Lab #6 - Introduction to Sample Size		
24-Feb	Bivariate Correlational Research	Chapter 8	
25-Feb	Multivariate Correlational Research	Chapter 9	
26-Feb	Lab #7 - SAS; Analyzing Correlational Designs		Paper #1 Final Draft Due
3-Mar	Exam 2: Chapters 5-9		
4-Mar	Discuss Group Projects		
5-Mar	Lab #8 - Finalize Research Groups; Project Think Time		
10-12 Mar	Spring Break		
17-Mar	Introduction to Experiments	Chapter 10	
18-Mar	Confounds and Obscuring Variables	Chapter 11	
19-Mar	Lab #9 - SAS; Analyzing Experimental Designs		Paper #2 Outline & References Due
24-Mar	Multiple IV's	Chapter 12	
25-Mar	Quasi-Experimental Designs	Chapter 13	
26-Mar	Lab #10 - SAS; Analyzing Experimental Designs		
31-Mar	Exam 3: Chapters 10-13		
1-Apr	Develop the 2x2 Design		
2-Apr	Measurement & Sampling & Recruitment		
7-Apr	Research Plan Discussion & Approval (one-on-one meetings with each group)		
8-Apr	Research Plan Discussion & Approval; Creating Project Materials		
9-Apr	Finish Creating Project Materials		Paper #2 IRB Proposal Due
14-16 Apr	Lab #11 - Data Collection; Writing the Method Section		
21-Apr	Lab #12 - Data Preparation		Paper #2 Data Due
22-23 Apr	Lab #13 - Analyzing your data; Writing Results Section		
28-29 Apr	Lab #17: Writing the Discussion Section; Finishing Touch		Paper #2 Draft Research Report
5-May	Final—Oral Presentations—5pm to 7pm		Paper #2 Final Research Report Due



"Project papers must follow the guidelines as set forth in the APA Publication Manual."



Group Project Assignments Descriptions

Assignment 1: Create a logical, full sentence outline for your research question and a reference page formatted in APA style. **Submit to CANVAS.**

Assignment 2: Submit an IRB proposal that includes on all necessary forms and a brief description of your research question, hypothesis, and methods. **Submit to CANVAS.**

Assignment 3: Submit a copy of the data you collected. Data must have variable names no longer than 8 characters and must be in MS Excel. **Submit to CANVAS.**

Assignment 4: Submit a copy of your APA style research report. **Submit to CANVAS.**

Paper Grading Rubric

All papers must follow the guidelines as set forth in the APA Publication Manual. Papers must include a cover page, abstract and references.

APA Section (Paper #1 pts. / Paper #2 pts.)

Title Page (4 pts. / 10 pts.)

Title page is typed in proper sized font with the student's name, affiliation centered on the page. Appropriate Running Head and page numbers are present.

Abstract (4 pts. / 10 pts.)

No more than 200 words, with proper formatting (e.g. not indented). Follows guidelines on p. 26 of blue APA book

Introduction (10 pts. / 25 points)

All paragraphs are coherent and lead reader to the hypothesis (i.e., hourglass approach). Information is synthesized and well integrated/organized for the reader. Hypothesis is stated clearly. Each paragraph includes a citation and said citations are properly formatted and placed. Minimum of four pages in length, but no longer than 5 pages in length. Appropriate font is used throughout text and appropriate use of quotes.

Method (4 pts. / 10 pts.)

Section includes all major subsections including a description of participants, the primary research design, any measures used, and the general procedures used.

Results (4 pts. / 10 pts.)

Hypothesis are restated for the reader and results are coherent and are appropriate for the hypothesis as stated. State if results are statistically significant

Discussion (8 pts. / 20 pts.)

Includes a brief, non-technical summary of the results and whether hypotheses were supported. Addresses the theoretical and practical implications of the results. Describes any limitations in the study and the implications on the interpretation of the results. Concluding paragraph is present with suggestions for follow up study.

References (4 pts. / 10 pts.) -At least 10 are present and are properly formatted.

Table displaying demographic characteristics (4 pts. / 10 pts.) - APA style

APA style Figure displaying results (4 pts. / 10 pts.) - APA style

Appendix (4 pts. / 10 pts.) - Copy of survey or materials used for experiment is present.

Late Work and Make-Up Policy

Exams, and In-class assignments cannot be made up or be submitted at a date/time past the assigned due date. Please arrange your schedule so that you are able to complete all course requirements on the designated time. If you know you will be out of class, you need to make arrangements to turn in your assignments before the scheduled due date.

Policies for Absences Due to College Related Functions. For students, such as student athletes, who travel as official representatives of the college, absences due to college functions will not negatively affect the student's grade. The student is required to provide the instructor with a schedule of days that will be missed and will be required to negotiate any scheduled work ahead of time with the instructor.

Grading

Total Points in Course = 485

Exams = 150 Points
Lab Exercises = 50 Points
Paper #1 = 70 points
Group Assignments = 60 Points
Paper #2 = 125 Points
Oral Presentation = 30 Points

Percentage (%) Letter Grade

100-93 = A	76-73 = C
92-90 = A-	72-70 = C-
89-87 = B+	69-67 = D+
86-83 = B	66-63 = D
82-80 = B-	62-60 = D-
79-77 = C+	Less than 60 = F

Social & Behavioral Sciences Department

McDonald Building
225 South 700 East
St. George Utah 84790

If you need to contact us
please call
(435) 879-4221
or fax us at
(435) 656-4032.



Campus Resources

Disability Resource Center - dixie.edu/drcenter
IT Student Help Desk - dixie.edu/helpdesk
Library - library.dixie.edu
Testing Center - dixie.edu/testing
Tutoring Center - dixie.edu/tutoring
Writing Center - dixie.edu/english/dsc_writing_center.php

Dmail

You are required to frequently check your Dmail account. Important class and university information will be sent to your Dmail account, including DSU bills, financial aid/scholarship notices, notices of cancelled classes, reminders of important dates and deadlines, and other information critical to your success at DSU and in your courses. To access your Dmail account, visit go.dixie.edu/dmail. If you do not know your Dmail username or you have forgotten your PIN, visit go.dixie.edu/mydixie and follow the respective instructions.